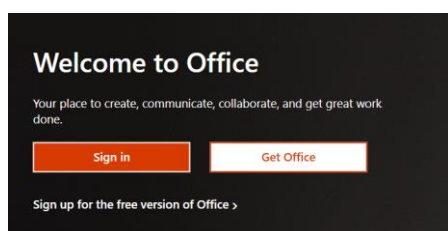


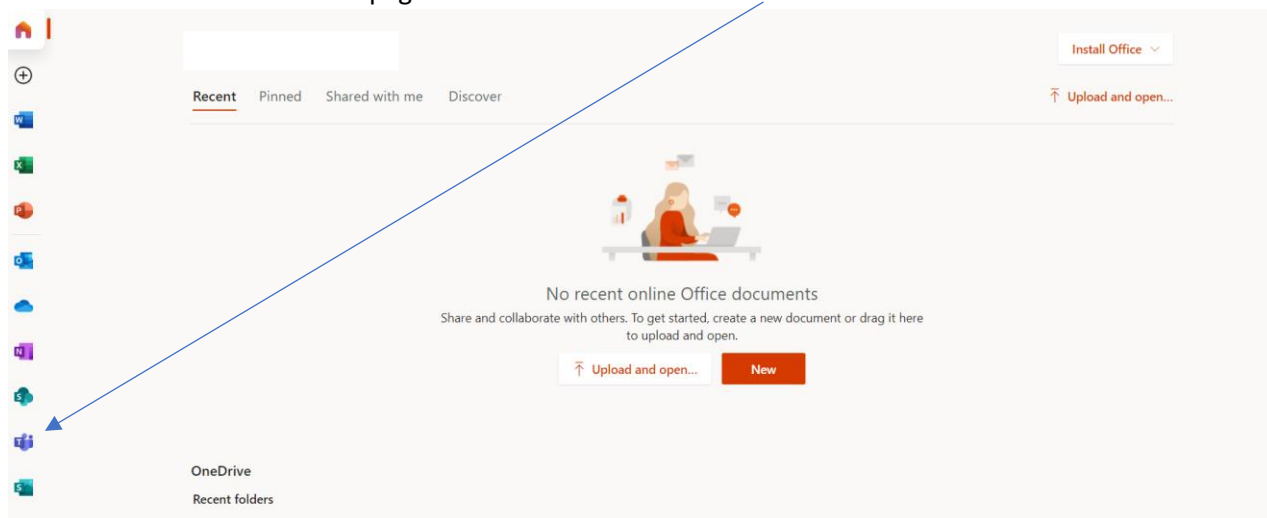
First go to Office365 and select 'Sign in'.



Enter your child's username: their username is 20 plus their first name @bliss.northants.sch.uk e.g. 20Olivia@bliss.northants.sch.uk

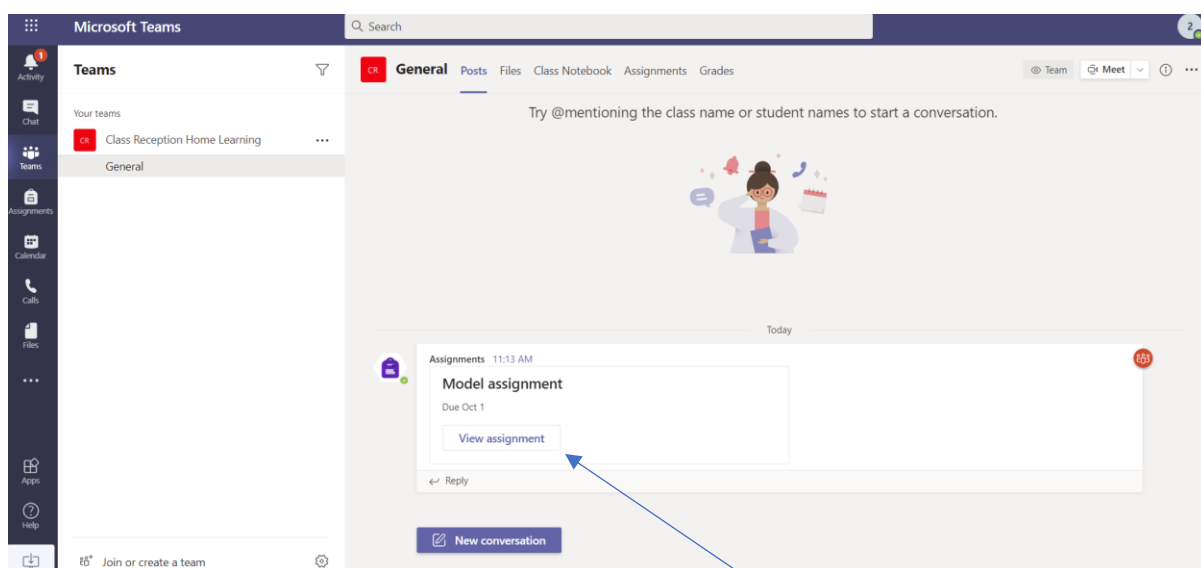
Then enter their password: *Bliss123*

You will then reach this home page. Please click on the 'Teams' icon



You might be asked whether you want to download the app or work in browser – you can choose to do either; the app makes Teams easier to access straight from your desktop.

Once you are in Teams, you will see this screen:



The assignments for each day will be listed. Click on 'View assignment' to access it.

You will then be able to read the instructions and see the resources needed – these will include sheets and videos. Click on any documents/ links to open them.

Model assignment

Due tomorrow at 4:00 PM

Points
No points

Instructions

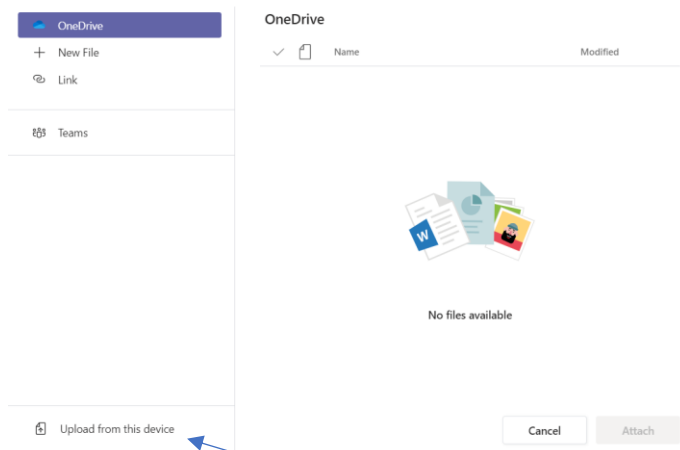
Please watch the video link below and then complete the sheet. It can be done online, on a printed copy or just on paper. Please then upload the completed work or a picture of it.

My work



Add work

You can add finished work/photos etc. by clicking on 'Add work'.



Select 'Upload from this device' to upload from your computer.

By clicking on the dots on the right-hand side, you can download the document to work on/print.

[< Back](#)

Model assignment

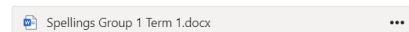
Due tomorrow at 4:00 PM

Points
No points

Instructions

Please watch the video link below and then complete the sheet. It can be done online, on a printed copy or just on paper. Please then upload the completed work or a picture of it.

My work



Working on unlocking...



Working on unlocking...

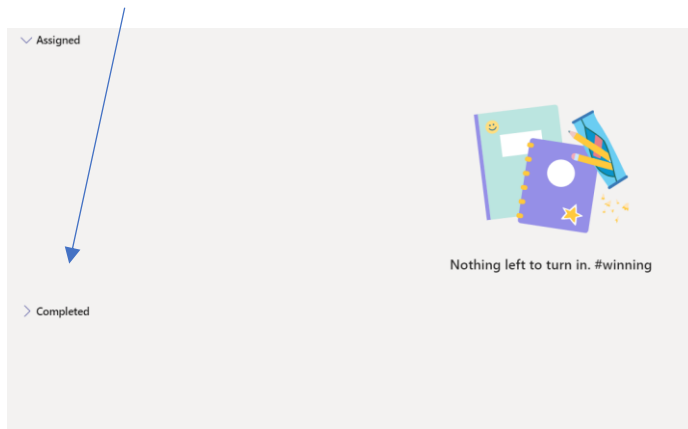
Add work

Turn in

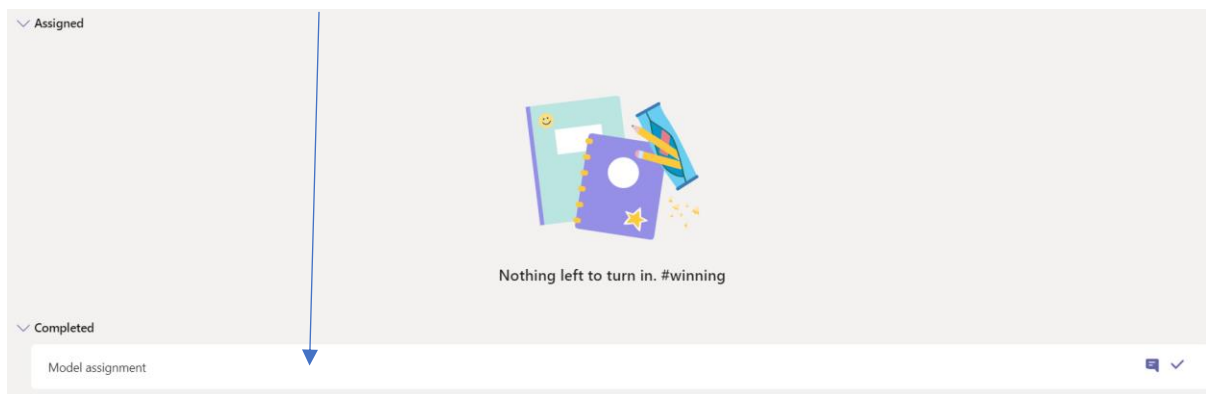
Your work will then appear on screen and you can select 'Turn in' from the top right-hand corner.

This can then be seen by your child's class teacher who will then give feedback.

If you return to the 'Assignments' tab and click on 'Completed', you can then see the work you have turned in.



If you then click on an individual assignment, you can see when work has been 'graded'.



There won't be any points assigned; however, teachers will leave feedback:

Model assignment

Due tomorrow at 4:00 PM

Instructions

Please watch the video link below and then complete the sheet. It can be done online, on a printed copy or just on paper. Please then upload the completed work or a picture of it.

My work

- Spellings Group 1 Term 1.docx ...
- Spellings Group 1 Term 1 1.docx ...

[Add work](#)

Feedback
Well done, great spelling work. Keep practising.

Points
No points

You do not need to use any tab in Teams other than 'Assignments'.

Please contact Mrs. Howard in the office for troubleshooting advice.